

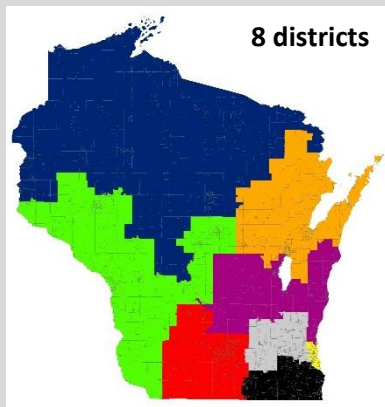
District Solutions LLC

Wisconsin Map Release #07

Dr. Matt Petering, PhD
matt.petering@districtsolutions.net
www.districtsolutions.net
Release date: Dec. 29, 2021

This sheet shows the tradeoff between core retention and political fairness in maps for Wisconsin's congressional districts. The first map has exceptional core retention but is not politically fair. The last map has exceptional political fairness but mediocre core retention. The second map has decent, but not great, core retention and political fairness.

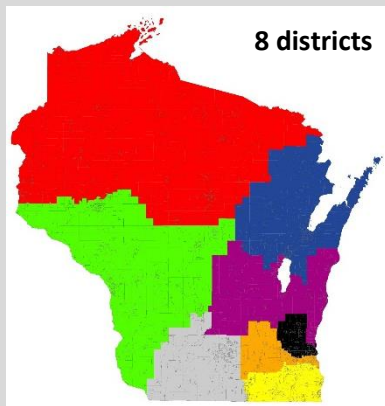
District Solutions WI Congressional Map for Core Retention #1 (made Dec. 14, 2021)



- 1 person population deviation
- **Core retention: 98.15%**
- 0 incumbent pairings
- **2.74 expected Democratic wins**
- **11.0% chance of Democrats winning four or more seats**
- **99.3% chance of Republicans winning four or more seats**
- 2 competitive districts (expected to be won by less than 10%)
- Reock compactness score: .3789
- Polsby-Popper compactness score: .2285
- Number of (counties, municipalities) that are split = (22, 23)

Copyright 2021
District Solutions LLC

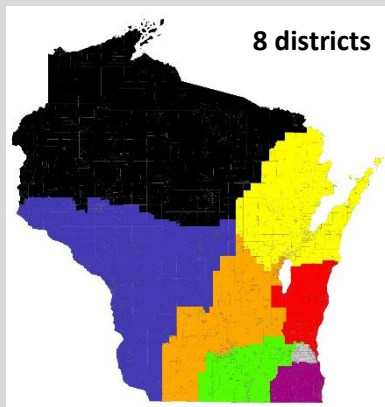
District Solutions WI Congressional Map for Core Retention & Fairness #1 (made 12/16/2021)



- 1 person population deviation
- **Core retention: 84.75%**
- 0 incumbent pairings
- **3.34 expected Democratic wins**
- **40.7% chance of Democrats winning four or more seats**
- **91.9% chance of Republicans winning four or more seats**
- 3 competitive districts (expected to be won by less than 10%)
- Reock compactness score: .3821
- Polsby-Popper compactness score: .2946
- Number of (counties, municipalities) that are split = (22, 14)

Copyright 2021
District Solutions LLC

District Solutions WI Congressional Map for Core Retention & Fairness #2 (made 12/15/2021)



- 1 person population deviation
- **Core retention: 72.19%**
- 1 incumbent pairing
- **4.07 expected Democratic wins**
- **74.0% chance of Democrats winning four or more seats**
- **69.4% chance of Republicans winning four or more seats**
- 3 competitive districts (expected to be won by less than 10%)
- Reock compactness score: .4017
- Polsby-Popper compactness score: .2905
- Number of (counties, municipalities) that are split = (27, 11)

Copyright 2021
District Solutions LLC

Notes: The chance of winning four or more seats was computed by District Solutions LLC based on assumptions identical to those at Davesredistricting.org, namely that a party with a historical, two-party vote share of (50, 52, 54, 56, 58, 60) percent in a district has a (50.0, 69.1, 84.1, 93.3, 97.7, 99.4) percent chance of winning the district.