

### District Solutions Wisconsin Fair Legislative Map #02 (Nov. 26, 2021)



State Assembly  
(99 districts)

Map image and .csv file  
are available upon request

- 1.97% pop. deviation
- Reock score: .4616
- PolsbyPop score: .3927
- 6 dists  $\geq$  50% Black VAP
- 2 dists  $\geq$  50% Hisp VAP
- 28 competitive districts
- 1.26% efficiency gap
- 49.6 expected Dem wins
- 50.0% chance of Dems winning seat majority



State Senate  
(33 districts)

Map image and .csv file  
are available upon request

- 1.62% pop. deviation
- Reock score: .3845
- PolsbyPop score: .2839
- 2 dists  $\geq$  50% Black VAP
- 1 dist 44.90% Hisp VAP
- 11 competitive districts
- 2.13% efficiency gap
- 16.2 expected Dem wins
- 43.3% chance of Dems winning seat majority

### District Solutions Wisconsin Fair Legislative Map #03 (strong VRA compliance) (2021-11-26)



State Assembly  
(99 districts)

Map image and .csv file  
are available upon request

- 2.00% pop. deviation
- Reock score: .4526
- PolsbyPop score: .3992
- 6 dists  $\geq$  58% Black VAP
- 2 dists  $\geq$  52% Hisp VAP
- 26 competitive districts
- 2.28% efficiency gap
- 48.6 expected Dem wins
- 33.1% chance of Dems winning seat majority

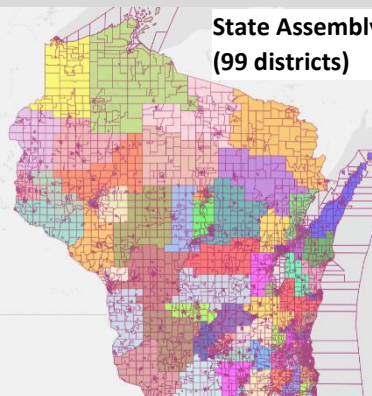


State Senate  
(33 districts)

Map image and .csv file  
are available upon request

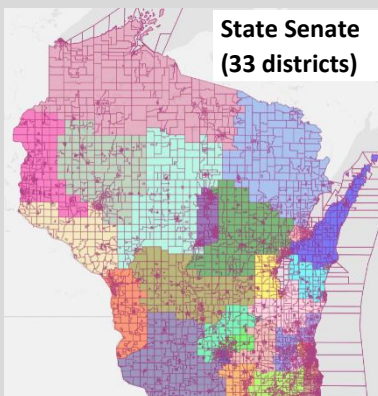
- 1.51% pop. deviation
- Reock score: .3999
- PolsbyPop score: .3266
- 2 dists  $\geq$  58% Black VAP
- 1 dist 45.20% Hisp VAP
- 11 competitive districts
- 3.24% efficiency gap
- 15.9 expected Dem wins
- 33.7% chance of Dems winning seat majority

### Map #1 Proposed by WI Senate Democrats (Nov. 5, 2021)



State Assembly  
(99 districts)

- 1.98% pop. deviation
- Reock score: .3992
- PolsbyPop score: .3002
- 5 dists  $\geq$  50% Black VAP
- 2 dists  $\geq$  50% Hisp VAP
- 26 competitive districts
- 6.07% efficiency gap
- 44.8 expected Dem wins
- 1.7% chance of Dems winning seat majority

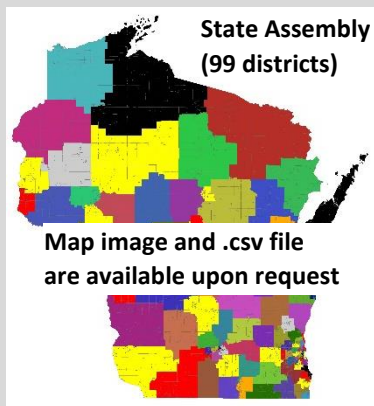


State Senate  
(33 districts)

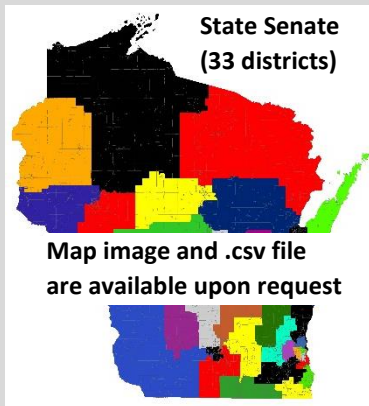
- 1.43% pop. deviation
- Reock score: .4045
- PolsbyPop score: .2992
- 2 dists  $\geq$  50% Black VAP
- 1 dist 45.01% Hisp VAP
- 12 competitive districts
- 5.51% efficiency gap
- 15.1 expected Dem wins
- 18.9% chance of Dems winning seat majority

Notes: Performance improves as scores increase for all metrics except pop. deviation and the efficiency gap. All metrics except the chance of winning a seat majority are computed using [www.davesredistricting.org](http://www.davesredistricting.org). District Solutions LLC developed the final metric based on the same assumptions at [www.davesredistricting.org](http://www.davesredistricting.org), namely that a party with a historical, two-party vote share of (50, 52, 54, 56, 58, 60) percent in a district has a (50.0, 69.1, 84.1, 93.3, 97.7, 99.4) percent chance of winning the district.

### District Solutions Wisconsin Fair Legislative Map #01 (Nov. 11, 2021)

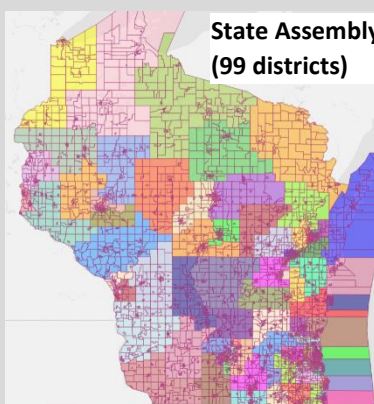


- 1.99% pop. deviation
- Reock score: .4648
- PolsbyPop score: .3933
- 6 dists ≥ 50% Black VAP
- 2 dists ≥ 50% Hisp VAP
- 27 competitive districts
- 2.27% efficiency gap
- 48.6 expected Dem wins
- **33.9% chance of Dems winning seat majority**

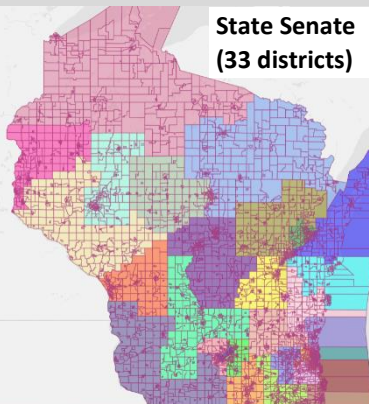


- 1.61% pop. deviation
- Reock score: .4246
- PolsbyPop score: .3117
- 2 dists ≥ 50% Black VAP
- 1 dist 44.95% Hisp VAP
- 13 competitive districts
- 2.75% efficiency gap
- 16.0 expected Dem wins
- **37.6% chance of Dems winning seat majority**

### People's Maps Commission (Oct. 29, 2021)

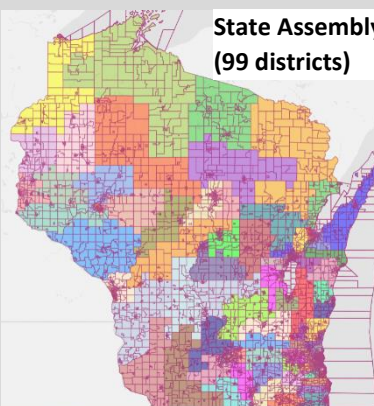


- 1.87% pop. deviation
- Reock score: .3940
- PolsbyPop score: .3414
- 2 dists ≥ 50% Black VAP
- 2 dists ≥ 50% Hisp VAP
- 23 competitive districts
- 5.48% efficiency gap
- 45.4 expected Dem wins
- **3.8% chance of Dems winning seat majority**

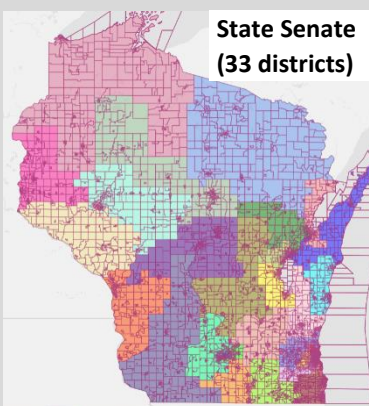


- 1.11% pop. deviation
- Reock score: .3827
- PolsbyPop score: .3197
- 1 dist ≥ 50% Black VAP
- 1 dist 39.42% Hisp VAP
- 11 competitive districts
- 8.29% efficiency gap
- 14.2 expected Dem wins
- **6.6% chance of Dems winning seat majority**

### Senate Bill 621 (Oct. 20, 2021)



- 0.76% pop. deviation
- Reock score: .3582
- PolsbyPop score: .2450
- 5 dists ≥ 50% Black VAP
- 2 dists ≥ 50% Hisp VAP
- 17 competitive districts
- 11.25% efficiency gap
- 39.7 expected Dem wins
- **0.0002% chance of Dems winning seat majority**



- 0.57% pop. deviation
- Reock score: .3684
- PolsbyPop score: .2268
- 2 dists ≥ 50% Black VAP
- 1 dist 45.13% Hisp VAP
- 7 competitive districts
- 14.46% efficiency gap
- 12.2 expected Dem wins
- **0.12% chance of Dems winning seat majority**

Notes: Performance improves as scores increase for all metrics except pop. deviation and the efficiency gap. All metrics except the chance of winning a seat majority are computed using [www.davesredistricting.org](http://www.davesredistricting.org). District Solutions LLC developed the final metric based on the same assumptions at [www.davesredistricting.org](http://www.davesredistricting.org), namely that a party with a historical, two-party vote share of (50, 52, 54, 56, 58, 60) percent in a district has a (50.0, 69.1, 84.1, 93.3, 97.7, 99.4) percent chance of winning the district.