

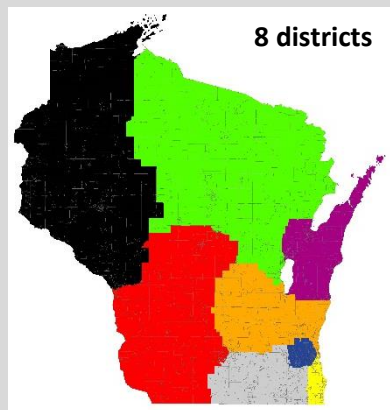
District Solutions LLC

Wisconsin Fair Maps Press Release #03

www.districtsolutions.net

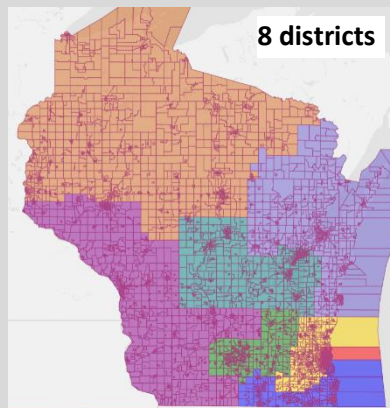
Nov. 17, 2021

District Solutions Wisconsin Fair Congressional Map #01 (Nov. 17, 2021)



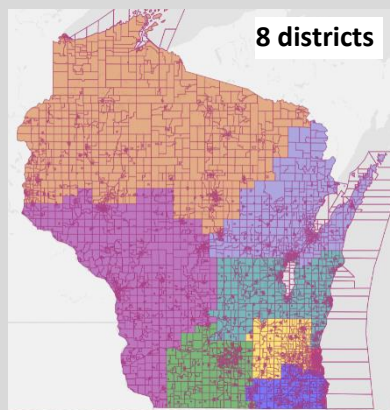
- 1 person population deviation
- Reock score: .4723
- Polsby-Popper score: .3268
- 4 competitive districts (expected to be won by less than 10%)
- 0.39% efficiency gap
- 4.08 expected Democratic wins
- 76.6% chance of Democrats winning four or more seats
- 70.9% chance of Republicans winning four or more seats

People's Maps Commission



- 1 person population deviation
- Reock score: .3259
- Polsby-Popper score: .3173
- 2 competitive districts (expected to be won by less than 10%)
- 6.58% efficiency gap
- 3.58 expected Democratic wins
- 57.0% chance of Democrats winning four or more seats
- 93.9% chance of Republicans winning four or more seats

Senate Bill 622



- 1 person population deviation
- Reock score: .3932
- Polsby-Popper score: .2882
- 2 competitive districts (expected to be won by less than 10%)
- 18.63% efficiency gap
- 2.62 expected Democratic wins
- 8.7% chance of Democrats winning four or more seats
- 99.4% chance of Republicans winning four or more seats

Notes: All metrics except the chance of winning 4 or more seats are computed using www.davesredistricting.org. The final metric was developed by District Solutions LLC based on assumptions identical to those at www.davesredistricting.org, namely that a party with a historical, two-party vote share of (50, 52, 54, 56, 58, 60) percent in a district has a (50.0, 69.1, 84.1, 93.3, 97.7, 99.4) percent chance of winning the district. The District Solutions map performs the best in all aspects.